


Mini Brass Ball Valve With Hose Conn. Socket + Blind Plug

KAS®



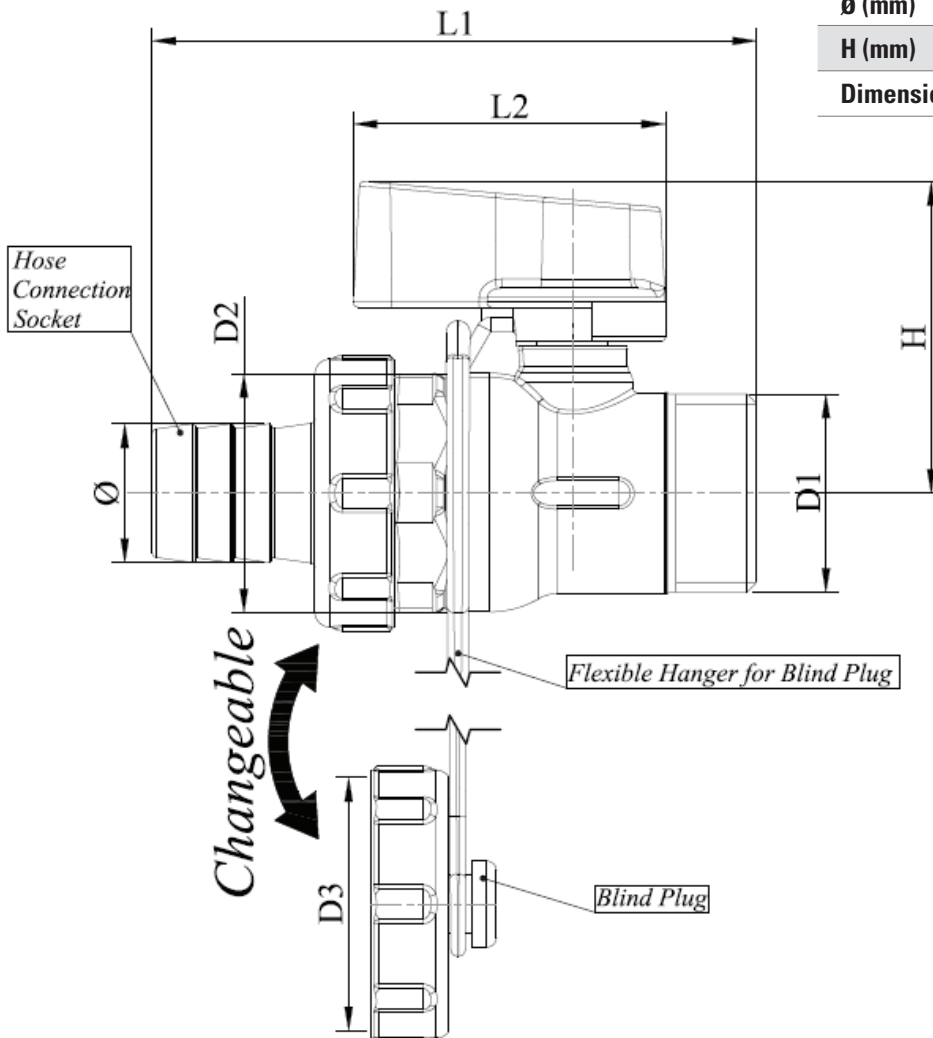
TECHNICAL DATA SHEET


Product Name	Mini Brass Ball Valve With Hose Conn. Socket + Blind Plug
Working Temperature	-10°C to 100°C
Working Pressure	10 Bar
Intended Use	Air / Water Installation

DIMENSIONS

Code	05.04.322
D1	1/2"
D2	3/4"
D3	3/4"
L1 (mm)	62,5
L2 (mm)	32
Ø (mm)	14,5
H (mm)	32

Dimensions are in "milimeter"





Mini Brass Ball Valve With Hose Conn. Socket + Blind Plug

KAS®

PART NAME	MATERIAL
Body	Brass (CW617N) TS EN 12165
Ball Seal	PTFE (Teflon)
Steam	Brass (CW614N) TS EN 12164
Steam Seal	NBR (O-Ring)
Ball	Brass (CW617N) TS EN 12165
Handle	Plastic

SURFACES FINISH	
Body	Nickel
Stem	-----
Ball	Nickel / Nickel + Chrome
Handle	Plastic (Different Color Option)

INSTALLATION and OPERATING INSTRUCTION

- 1- Do not unpack the valve until installation to prevent falling of any unwanted substance that may affect the working of valve.
- 2- Take measures against any possible damage that may occur during transport and shipment.
- 3- Clean away every unwanted substance in your system before installation.
- 4- Valve should be off position while installing.
- 5- Be careful that the thread length of the part that will be installed to the valve will not be too longer or too shorter than the thread length of the valve.
- 6- While installing, grab the valve by the appropriate tool from the across flats where you'll install it.
- 7- During installations do not use excessive adhesive or any unsuitable substance.
- 8- Use the valve fully open or fully closed position.
- 9- Do not paint the valve. Do not expose the valve with abrasive chemicals.
- 10- Do not use any other tools for opening or closing the valve and do not remove the handle.
- 11- In case of any damage or disorder, valve should be changed by authorities.
- 12- Complying with the installation and usage instruction is compulsory. Otherwise, the product will be out of guarantee.
- 13- Do not forget to get the document of guarantee. This document is valid only with the related bill.